




















Strengths and Challenges	
Strengths	vs. Comparison
82. Campus item 9	
68. Nearly all of the faculty are knowledgeable in their field.	
59. This institution shows concern for students as individuals.	
2. The campus staff are caring and helpful.	
51. This institution has a good reputation within the community.	
45. Students are made to feel welcome on this campus.	
6. My academic advisor is approachable.	
75. Campus item 2	
83. Campus item 10	
3. Faculty care about me as an individual.	
74. Campus item 1	
22. Counseling staff care about students as individuals.	
77. Campus item 4	
72. On the whole, the campus is well-maintained.	
14. My academic advisor is concerned about my success as an individual.	
65. Faculty are usually available after class and during office hours.	
10. Administrators are approachable to students.	
Challenges	
8. The content of the courses within my major is valuable.	
82. Campus item 9	
39. I am able to experience intellectual growth here.	
16. The instruction in my major field is excellent.	
58. The quality of instruction I receive in most of my classes is excellent.	
66. Tuition paid is a worthwhile investment.	
81. Campus item 8	
7. The campus is safe and secure for all students.	
25. Faculty are fair and unbiased in their treatment of individual students.	
17. Adequate financial aid is available for most students.	
63. Student disciplinary procedures are fair.	
78. Campus item 5	
69. There is a good variety of courses provided on this campus.	
76. Campus item 3	
5. Financial aid counselors are helpful.	

53. Faculty take into consideration student differences as they teach a course.



**Benchmarks**

**Higher Satisfaction vs. National Four-Year Privates**

- 8. The content of the courses within my major is valuable.
- 68. Nearly all of the faculty are knowledgeable in their field.
- 39. I am able to experience intellectual growth here.
- 16. The instruction in my major field is excellent.
- 58. The quality of instruction I receive in most of my classes is excellent.
- 59. This institution shows concern for students as individuals.
- 2. The campus staff are caring and helpful.
- 51. This institution has a good reputation within the community.
- 45. Students are made to feel welcome on this campus.
- 6. My academic advisor is approachable.
- 66. Tuition paid is a worthwhile investment.
- 7. The campus is safe and secure for all students.
- 29. It is an enjoyable experience to be a student on this campus.
- 25. Faculty are fair and unbiased in their treatment of individual students.
- 3. Faculty care about me as an individual.
- 17. Adequate financial aid is available for most students.
- 34. I am able to register for classes I need with few conflicts.
- 22. Counseling staff care about students as individuals.
- 4. Admissions staff are knowledgeable.
- 33. My academic advisor is knowledgeable about requirements in my major.
- 63. Student disciplinary procedures are fair.
- 41. There is a commitment to academic excellence on this campus.
- 55. Major requirements are clear and reasonable.
- 72. On the whole, the campus is well-maintained.
- 12. Financial aid awards are announced to students in time to be helpful in college planning.
- 5. Financial aid counselors are helpful.
- 14. My academic advisor is concerned about my success as an individual.
- 23. Living conditions in the residence halls are comfortable (adequate space, lighting, heat, air, etc.)
- 65. Faculty are usually available after class and during office hours.

**Higher Importance vs. National Four-Year Privates**

- 8. The content of the courses within my major is valuable.
- 68. Nearly all of the faculty are knowledgeable in their field.

39. I am able to experience intellectual growth here.	
59. This institution shows concern for students as individuals.	
2. The campus staff are caring and helpful.	
51. This institution has a good reputation within the community.	
45. Students are made to feel welcome on this campus.	
6. My academic advisor is approachable.	
3. Faculty care about me as an individual.	
22. Counseling staff care about students as individuals.	
4. Admissions staff are knowledgeable.	
63. Student disciplinary procedures are fair.	
23. Living conditions in the residence halls are comfortable (adequate space, lighting, heat, air, etc.)	

Sort on each column to see data from highest to lowest.

Item	Faith Baptist Bible College and Seminary - SSI			National Four-Year Privates			Difference
	Importance	Satisfaction / SD	Gap	Importance	Satisfaction / SD	Gap	
1. Most students feel a sense of belonging here.	6.26	5.92 / 1.18	0.34	6.02	5.28 / 1.46	0.74	0.64 ***
★ 2. The campus staff are caring and helpful.	6.65	6.46 / 0.84	0.19	6.37	5.61 / 1.35	0.76	0.85 ***
★ 3. Faculty care about me as an individual.	6.53	6.52 / 0.75	0.01	6.26	5.55 / 1.39	0.71	0.97 ***
4. Admissions staff are knowledgeable.	6.48	6.22 / 1.00	0.26	6.20	5.41 / 1.47	0.79	0.81 ***
🚩 5. Financial aid counselors are helpful.	6.38	5.70 / 1.36	0.68	6.26	5.16 / 1.65	1.10	0.54 ***
★ 6. My academic advisor is approachable.	6.60	6.51 / 0.93	0.09	6.42	5.75 / 1.55	0.67	0.76 ***
🚩 7. The campus is safe and secure for all students.	6.57	6.01 / 1.31	0.56	6.45	5.74 / 1.40	0.71	0.27 **
🚩 8. The content of the courses within my major is valuable.	6.78	6.12 / 1.04	0.66	6.61	5.70 / 1.33	0.91	0.42 ***
9. A variety of intramural activities are offered.	5.17	5.26 / 1.37	-0.09	5.16	5.06 / 1.57	0.10	0.20
★ 10. Administrators are approachable to students.	6.34	6.30 / 0.86	0.04	6.06	5.38 / 1.42	0.68	0.92 ***
11. Billing policies are reasonable.	6.30	5.72 / 1.26	0.58	6.16	4.77 / 1.68	1.39	0.95 ***
12. Financial aid awards are announced to students in time to be helpful in college planning.	6.39	5.93 / 1.23	0.46	6.27	5.09 / 1.65	1.18	0.84 ***
13. Library staff are helpful and approachable.	5.83	6.15 / 1.13	-0.32	5.77	5.70 / 1.33	0.07	0.45 ***
★ 14. My academic advisor is concerned about my success as an individual.	6.37	6.37 / 1.06	0.00	6.33	5.55 / 1.58	0.78	0.82 ***
15. The staff in the health services area are competent.	6.28	6.11 / 1.12	0.17	6.01	5.12 / 1.62	0.89	0.99 ***
🚩 16. The instruction in my major field is excellent.	6.66	6.04 / 1.18	0.62	6.58	5.68 / 1.36	0.90	0.36 ***
🚩 17. Adequate financial aid is available for most students.	6.52	5.81 / 1.21	0.71	6.39	5.00 / 1.66	1.39	0.81 ***
18. Library resources and services are adequate.	6.14	5.95 / 1.12	0.19	6.11	5.61 / 1.34	0.50	0.34 ***
19. My academic advisor helps me set goals to work toward.	5.72	5.48 / 1.31	0.24	6.08	5.16 / 1.69	0.92	0.32 *
20. The business office is open during hours which are convenient for most students.	6.11	5.71 / 1.31	0.40	5.97	5.30 / 1.47	0.67	0.41 ***
21. The amount of student parking space on campus is adequate.	5.56	5.79 / 1.22	-0.23	5.99	4.03 / 2.08	1.96	1.76 ***
★ 22. Counseling staff care about students as individuals.	6.48	6.46 / 0.90	0.02	6.10	5.32 / 1.50	0.78	1.14 ***
23. Living conditions in the residence halls are comfortable (adequate space, lighting, heat, air, etc.)	6.35	6.21 / 0.98	0.14	6.13	4.79 / 1.74	1.34	1.42 ***

Item	Faith Baptist Bible College and Seminary - SSI			National Four-Year Privates			Difference
	Importance	Satisfaction / SD	Gap	Importance	Satisfaction / SD	Gap	
24. The intercollegiate athletic programs contribute to a strong sense of school spirit.	5.46	5.71 / 1.34	-0.25	5.30	4.51 / 1.84	0.79	1.20 ***
🚩 25. Faculty are fair and unbiased in their treatment of individual students.	6.54	6.05 / 1.28	0.49	6.39	5.38 / 1.51	1.01	0.67 ***
26. Computer labs are adequate and accessible.	6.18	6.07 / 1.30	0.11	6.24	5.46 / 1.55	0.78	0.61 ***
27. The personnel involved in registration are helpful.	6.27	6.44 / 0.80	-0.17	6.23	5.48 / 1.46	0.75	0.96 ***
28. Parking lots are well-lighted and secure.	5.96	5.81 / 1.19	0.15	6.05	5.16 / 1.65	0.89	0.65 ***
29. It is an enjoyable experience to be a student on this campus.	6.55	6.19 / 1.26	0.36	6.44	5.46 / 1.56	0.98	0.73 ***
30. Residence hall staff are concerned about me as an individual.	6.29	6.09 / 1.14	0.20	5.82	5.09 / 1.66	0.73	1.00 ***
31. Males and females have equal opportunities to participate in intercollegiate athletics.	5.48	6.02 / 1.34	-0.54	5.67	5.48 / 1.56	0.19	0.54 ***
32. Tutoring services are readily available.	5.57	5.80 / 1.20	-0.23	6.03	5.61 / 1.43	0.42	0.19
33. My academic advisor is knowledgeable about requirements in my major.	6.47	6.23 / 1.14	0.24	6.50	5.74 / 1.54	0.76	0.49 ***
34. I am able to register for classes I need with few conflicts.	6.49	6.14 / 1.24	0.35	6.52	5.17 / 1.74	1.35	0.97 ***
35. The assessment and course placement procedures are reasonable.	5.98	5.99 / 1.07	-0.01	6.24	5.41 / 1.44	0.83	0.58 ***
36. Security staff respond quickly in emergencies.	6.33	5.38 / 1.44	0.95	6.37	5.31 / 1.60	1.06	0.07
37. I feel a sense of pride about my campus.	6.01	5.94 / 1.36	0.07	5.96	5.25 / 1.64	0.71	0.69 ***
38. There is an adequate selection of food available in the cafeteria.	6.22	4.88 / 1.91	1.34	6.07	4.28 / 1.94	1.79	0.60 ***
🚩 39. I am able to experience intellectual growth here.	6.68	6.20 / 1.03	0.48	6.49	5.73 / 1.36	0.76	0.47 ***
40. Residence hall regulations are reasonable.	6.19	5.70 / 1.40	0.49	5.94	4.99 / 1.70	0.95	0.71 ***
41. There is a commitment to academic excellence on this campus.	6.45	6.08 / 1.11	0.37	6.38	5.58 / 1.42	0.80	0.50 ***
42. There are a sufficient number of weekend activities for students.	5.42	5.79 / 1.29	-0.37	5.55	4.69 / 1.75	0.86	1.10 ***
43. Admissions counselors respond to prospective students' unique needs and requests.	6.17	6.12 / 1.07	0.05	6.06	5.35 / 1.49	0.71	0.77 ***
44. Academic support services adequately meet the needs of students.	6.18	6.00 / 1.05	0.18	6.17	5.41 / 1.42	0.76	0.59 ***
★ 45. Students are made to feel welcome on this campus.	6.60	6.38 / 0.96	0.22	6.35	5.63 / 1.44	0.72	0.75 ***
46. I can easily get involved in campus organizations.	5.97	6.11 / 1.14	-0.14	5.94	5.42 / 1.51	0.52	0.69 ***
47. Faculty provide timely feedback about student progress in a course.	6.31	5.98 / 1.10	0.33	6.35	5.25 / 1.52	1.10	0.73 ***

Item	Faith Baptist Bible College and Seminary - SSI			National Four-Year Privates			Difference
	Importance	Satisfaction / SD	Gap	Importance	Satisfaction / SD	Gap	
48. Admissions counselors accurately portray the campus in their recruiting practices.	6.31	5.85 / 1.37	0.46	6.15	5.15 / 1.66	1.00	0.70 ***
49. There are adequate services to help me decide upon a career.	5.95	5.55 / 1.34	0.40	6.29	5.33 / 1.53	0.96	0.22
50. Class change (drop/add) policies are reasonable.	6.04	6.12 / 1.12	-0.08	6.15	5.46 / 1.52	0.69	0.66 ***
★ 51. This institution has a good reputation within the community.	6.64	6.25 / 1.22	0.39	6.25	5.59 / 1.52	0.66	0.66 ***
52. The student center is a comfortable place for students to spend their leisure time.	6.14	6.28 / 0.97	-0.14	5.92	5.18 / 1.66	0.74	1.10 ***
🚩 53. Faculty take into consideration student differences as they teach a course.	6.34	5.81 / 1.18	0.53	6.22	5.23 / 1.53	0.99	0.58 ***
54. Bookstore staff are helpful.	5.89	6.26 / 0.99	-0.37	5.85	5.50 / 1.50	0.35	0.76 ***
55. Major requirements are clear and reasonable.	6.45	6.00 / 1.22	0.45	6.44	5.63 / 1.40	0.81	0.37 ***
56. The student handbook provides helpful information about campus life.	6.32	6.24 / 0.94	0.08	5.69	5.25 / 1.50	0.44	0.99 ***
57. I seldom get the "run-around" when seeking information on this campus.	6.07	5.91 / 1.13	0.16	6.14	4.91 / 1.76	1.23	1.00 ***
🚩 58. The quality of instruction I receive in most of my classes is excellent.	6.66	6.14 / 1.03	0.52	6.51	5.59 / 1.37	0.92	0.55 ***
★ 59. This institution shows concern for students as individuals.	6.66	6.45 / 0.90	0.21	6.38	5.40 / 1.57	0.98	1.05 ***
60. I generally know what's happening on campus.	6.06	6.07 / 1.17	-0.01	5.98	5.21 / 1.58	0.77	0.86 ***
61. Adjunct faculty are competent as classroom instructors.	6.18	6.12 / 0.97	0.06	6.21	5.46 / 1.44	0.75	0.66 ***
62. There is a strong commitment to racial harmony on this campus.	6.15	6.15 / 1.16	0.00	6.07	5.59 / 1.45	0.48	0.56 ***
🚩 63. Student disciplinary procedures are fair.	6.46	5.83 / 1.41	0.63	6.14	5.32 / 1.57	0.82	0.51 ***
64. New student orientation services help students adjust to college.	6.26	6.14 / 0.99	0.12	6.05	5.33 / 1.56	0.72	0.81 ***
★ 65. Faculty are usually available after class and during office hours.	6.35	6.30 / 0.99	0.05	6.33	5.75 / 1.33	0.58	0.55 ***
🚩 66. Tuition paid is a worthwhile investment.	6.60	5.88 / 1.33	0.72	6.48	4.95 / 1.74	1.53	0.93 ***
67. Freedom of expression is protected on campus.	6.14	5.66 / 1.56	0.48	6.27	5.48 / 1.54	0.79	0.18
★ 68. Nearly all of the faculty are knowledgeable in their field.	6.74	6.44 / 0.89	0.30	6.55	5.89 / 1.28	0.66	0.55 ***
🚩 69. There is a good variety of courses provided on this campus.	6.41	5.55 / 1.49	0.86	6.42	5.50 / 1.49	0.92	0.05
70. Graduate teaching assistants are competent as classroom instructors.	5.51	5.43 / 1.29	0.08	6.05	5.35 / 1.45	0.70	0.08
71. Channels for expressing student complaints are readily available.	5.98	5.60 / 1.37	0.38	6.10	4.90 / 1.71	1.20	0.70 ***
★ 72. On the whole, the campus is well-maintained.	6.40	6.34 / 0.87	0.06	6.33	5.75 / 1.40	0.58	0.59 ***
73. Student activities fees are put to good use.	6.07	5.67 / 1.41	0.40	6.12	4.81 / 1.71	1.31	0.86 ***

Item	Faith Baptist Bible College and Seminary - SSI			National Four-Year Privates			Difference
	Importance	Satisfaction / SD	Gap	Importance	Satisfaction / SD	Gap	
★ 74. Campus item 1	6.51	6.53 / 0.82	-0.02				
★ 75. Campus item 2	6.59	6.60 / 0.82	-0.01				
🚩 76. Campus item 3	6.39	5.81 / 1.29	0.58				
★ 77. Campus item 4	6.47	6.30 / 0.96	0.17				
🚩 78. Campus item 5	6.43	5.81 / 1.38	0.62				
79. Campus item 6	6.40	6.17 / 1.08	0.23				
80. Campus item 7	6.58	6.21 / 0.95	0.37				
🚩 81. Campus item 8	6.60	5.87 / 1.13	0.73				
🚩 82. Campus item 9	6.77	6.26 / 1.04	0.51				
★ 83. Campus item 10	6.57	6.30 / 1.00	0.27				
84. Institution's commitment to part-time students?		6.02 / 1.02			5.29 / 1.50		0.73 ***
85. Institution's commitment to evening students?		5.23 / 1.66			5.30 / 1.52		-0.07
86. Institution's commitment to older, returning learners?		6.06 / 1.08			5.44 / 1.47		0.62 ***
87. Institution's commitment to under-represented populations?		5.93 / 1.13			5.35 / 1.50		0.58 ***
88. Institution's commitment to commuters?		5.94 / 1.23			5.15 / 1.65		0.79 ***
89. Institution's commitment to students with disabilities?		5.96 / 1.11			5.52 / 1.49		0.44 ***
90. Cost as factor in decision to enroll.	5.99			6.12			
91. Financial aid as factor in decision to enroll.	6.22			6.25			
92. Academic reputation as factor in decision to enroll.	5.99			6.15			
93. Size of institution as factor in decision to enroll.	4.38			5.50			
94. Opportunity to play sports as factor in decision to enroll.	3.82			3.80			
95. Recommendations from family/friends as factor in decision to enroll.	5.73			4.93			
96. Geographic setting as factor in decision to enroll.	4.29			5.52			
97. Campus appearance as factor in decision to enroll.	4.97			5.54			
98. Personalized attention prior to enrollment as factor in decision to enroll.	5.33			5.72			

National Group Means are based on 256206 records

- \*Difference statistically significant at the .05 level
- \*\*Difference statistically significant at the .01 level
- \*\*\*Difference statistically significant at the .001 level

Sort on each column to see data from highest to lowest.

Scale / Item	Faith Baptist Bible College and Seminary - SSI			National Four-Year Privates			Difference
	Importance	Satisfaction / SD	Gap	Importance	Satisfaction / SD	Gap	
<b>Student Centeredness</b>	<b>6.51</b>	<b>6.28 / 0.79</b>	<b>0.23</b>	<b>6.27</b>	<b>5.46 / 1.20</b>	<b>0.81</b>	<b>0.82 ***</b>
1. Most students feel a sense of belonging here.	6.26	5.92 / 1.18	0.34	6.02	5.28 / 1.46	0.74	0.64 ***
★ 2. The campus staff are caring and helpful.	6.65	6.46 / 0.84	0.19	6.37	5.61 / 1.35	0.76	0.85 ***
★ 10. Administrators are approachable to students.	6.34	6.30 / 0.86	0.04	6.06	5.38 / 1.42	0.68	0.92 ***
29. It is an enjoyable experience to be a student on this campus.	6.55	6.19 / 1.26	0.36	6.44	5.46 / 1.56	0.98	0.73 ***
★ 45. Students are made to feel welcome on this campus.	6.60	6.38 / 0.96	0.22	6.35	5.63 / 1.44	0.72	0.75 ***
★ 59. This institution shows concern for students as individuals.	6.66	6.45 / 0.90	0.21	6.38	5.40 / 1.57	0.98	1.05 ***
<b>Campus Life</b>	<b>6.00</b>	<b>5.84 / 0.82</b>	<b>0.16</b>	<b>5.86</b>	<b>5.06 / 1.18</b>	<b>0.80</b>	<b>0.78 ***</b>
9. A variety of intramural activities are offered.	5.17	5.26 / 1.37	-0.09	5.16	5.06 / 1.57	0.10	0.20
23. Living conditions in the residence halls are comfortable (adequate space, lighting, heat, air, etc.)	6.35	6.21 / 0.98	0.14	6.13	4.79 / 1.74	1.34	1.42 ***
24. The intercollegiate athletic programs contribute to a strong sense of school spirit.	5.46	5.71 / 1.34	-0.25	5.30	4.51 / 1.84	0.79	1.20 ***
30. Residence hall staff are concerned about me as an individual.	6.29	6.09 / 1.14	0.20	5.82	5.09 / 1.66	0.73	1.00 ***
31. Males and females have equal opportunities to participate in intercollegiate athletics.	5.48	6.02 / 1.34	-0.54	5.67	5.48 / 1.56	0.19	0.54 ***
38. There is an adequate selection of food available in the cafeteria.	6.22	4.88 / 1.91	1.34	6.07	4.28 / 1.94	1.79	0.60 ***
40. Residence hall regulations are reasonable.	6.19	5.70 / 1.40	0.49	5.94	4.99 / 1.70	0.95	0.71 ***
42. There are a sufficient number of weekend activities for students.	5.42	5.79 / 1.29	-0.37	5.55	4.69 / 1.75	0.86	1.10 ***
46. I can easily get involved in campus organizations.	5.97	6.11 / 1.14	-0.14	5.94	5.42 / 1.51	0.52	0.69 ***
52. The student center is a comfortable place for students to spend their leisure time.	6.14	6.28 / 0.97	-0.14	5.92	5.18 / 1.66	0.74	1.10 ***
56. The student handbook provides helpful information about campus life.	6.32	6.24 / 0.94	0.08	5.69	5.25 / 1.50	0.44	0.99 ***
🚩 63. Student disciplinary procedures are fair.	6.46	5.83 / 1.41	0.63	6.14	5.32 / 1.57	0.82	0.51 ***
64. New student orientation services help students adjust to college.	6.26	6.14 / 0.99	0.12	6.05	5.33 / 1.56	0.72	0.81 ***
67. Freedom of expression is protected on campus.	6.14	5.66 / 1.56	0.48	6.27	5.48 / 1.54	0.79	0.18
73. Student activities fees are put to good use.	6.07	5.67 / 1.41	0.40	6.12	4.81 / 1.71	1.31	0.86 ***



Scale / Item	Faith Baptist Bible College and Seminary - SSI			National Four-Year Privates			Difference
	Importance	Satisfaction / SD	Gap	Importance	Satisfaction / SD	Gap	
<b>Instructional Effectiveness</b>	<b>6.45</b>	<b>6.07 / 0.79</b>	<b>0.38</b>	<b>6.39</b>	<b>5.55 / 1.07</b>	<b>0.84</b>	<b>0.52 ***</b>
★ 3. Faculty care about me as an individual.	6.53	6.52 / 0.75	0.01	6.26	5.55 / 1.39	0.71	0.97 ***
🚩 8. The content of the courses within my major is valuable.	6.78	6.12 / 1.04	0.66	6.61	5.70 / 1.33	0.91	0.42 ***
🚩 16. The instruction in my major field is excellent.	6.66	6.04 / 1.18	0.62	6.58	5.68 / 1.36	0.90	0.36 ***
🚩 25. Faculty are fair and unbiased in their treatment of individual students.	6.54	6.05 / 1.28	0.49	6.39	5.38 / 1.51	1.01	0.67 ***
🚩 39. I am able to experience intellectual growth here.	6.68	6.20 / 1.03	0.48	6.49	5.73 / 1.36	0.76	0.47 ***
41. There is a commitment to academic excellence on this campus.	6.45	6.08 / 1.11	0.37	6.38	5.58 / 1.42	0.80	0.50 ***
47. Faculty provide timely feedback about student progress in a course.	6.31	5.98 / 1.10	0.33	6.35	5.25 / 1.52	1.10	0.73 ***
🚩 53. Faculty take into consideration student differences as they teach a course.	6.34	5.81 / 1.18	0.53	6.22	5.23 / 1.53	0.99	0.58 ***
🚩 58. The quality of instruction I receive in most of my classes is excellent.	6.66	6.14 / 1.03	0.52	6.51	5.59 / 1.37	0.92	0.55 ***
61. Adjunct faculty are competent as classroom instructors.	6.18	6.12 / 0.97	0.06	6.21	5.46 / 1.44	0.75	0.66 ***
★ 65. Faculty are usually available after class and during office hours.	6.35	6.30 / 0.99	0.05	6.33	5.75 / 1.33	0.58	0.55 ***
★ 68. Nearly all of the faculty are knowledgeable in their field.	6.74	6.44 / 0.89	0.30	6.55	5.89 / 1.28	0.66	0.55 ***
🚩 69. There is a good variety of courses provided on this campus.	6.41	5.55 / 1.49	0.86	6.42	5.50 / 1.49	0.92	0.05
70. Graduate teaching assistants are competent as classroom instructors.	5.51	5.43 / 1.29	0.08	6.05	5.35 / 1.45	0.70	0.08
<b>Recruitment and Financial Aid</b>	<b>6.38</b>	<b>5.94 / 0.88</b>	<b>0.44</b>	<b>6.22</b>	<b>5.19 / 1.26</b>	<b>1.03</b>	<b>0.75 ***</b>
4. Admissions staff are knowledgeable.	6.48	6.22 / 1.00	0.26	6.20	5.41 / 1.47	0.79	0.81 ***
🚩 5. Financial aid counselors are helpful.	6.38	5.70 / 1.36	0.68	6.26	5.16 / 1.65	1.10	0.54 ***
12. Financial aid awards are announced to students in time to be helpful in college planning.	6.39	5.93 / 1.23	0.46	6.27	5.09 / 1.65	1.18	0.84 ***
🚩 17. Adequate financial aid is available for most students.	6.52	5.81 / 1.21	0.71	6.39	5.00 / 1.66	1.39	0.81 ***
43. Admissions counselors respond to prospective students' unique needs and requests.	6.17	6.12 / 1.07	0.05	6.06	5.35 / 1.49	0.71	0.77 ***
48. Admissions counselors accurately portray the campus in their recruiting practices.	6.31	5.85 / 1.37	0.46	6.15	5.15 / 1.66	1.00	0.70 ***
<b>Campus Support Services</b>	<b>5.96</b>	<b>5.97 / 0.84</b>	<b>-0.01</b>	<b>6.07</b>	<b>5.52 / 1.06</b>	<b>0.55</b>	<b>0.45 ***</b>
13. Library staff are helpful and approachable.	5.83	6.15 / 1.13	-0.32	5.77	5.70 / 1.33	0.07	0.45 ***
18. Library resources and services are adequate.	6.14	5.95 / 1.12	0.19	6.11	5.61 / 1.34	0.50	0.34 ***

Scale / Item	Faith Baptist Bible College and Seminary - SSI			National Four-Year Privates			Difference
	Importance	Satisfaction / SD	Gap	Importance	Satisfaction / SD	Gap	
26. Computer labs are adequate and accessible.	6.18	6.07 / 1.30	0.11	6.24	5.46 / 1.55	0.78	0.61 ***
32. Tutoring services are readily available.	5.57	5.80 / 1.20	-0.23	6.03	5.61 / 1.43	0.42	0.19
44. Academic support services adequately meet the needs of students.	6.18	6.00 / 1.05	0.18	6.17	5.41 / 1.42	0.76	0.59 ***
49. There are adequate services to help me decide upon a career.	5.95	5.55 / 1.34	0.40	6.29	5.33 / 1.53	0.96	0.22
54. Bookstore staff are helpful.	5.89	6.26 / 0.99	-0.37	5.85	5.50 / 1.50	0.35	0.76 ***
<b>Academic Advising</b>	<b>6.33</b>	<b>6.12 / 0.87</b>	<b>0.21</b>	<b>6.36</b>	<b>5.57 / 1.29</b>	<b>0.79</b>	<b>0.55 ***</b>
★ 6. My academic advisor is approachable.	6.60	6.51 / 0.93	0.09	6.42	5.75 / 1.55	0.67	0.76 ***
★ 14. My academic advisor is concerned about my success as an individual.	6.37	6.37 / 1.06	0.00	6.33	5.55 / 1.58	0.78	0.82 ***
19. My academic advisor helps me set goals to work toward.	5.72	5.48 / 1.31	0.24	6.08	5.16 / 1.69	0.92	0.32 *
33. My academic advisor is knowledgeable about requirements in my major.	6.47	6.23 / 1.14	0.24	6.50	5.74 / 1.54	0.76	0.49 ***
55. Major requirements are clear and reasonable.	6.45	6.00 / 1.22	0.45	6.44	5.63 / 1.40	0.81	0.37 ***
<b>Registration Effectiveness</b>	<b>6.24</b>	<b>6.03 / 0.75</b>	<b>0.21</b>	<b>6.21</b>	<b>5.23 / 1.19</b>	<b>0.98</b>	<b>0.80 ***</b>
11. Billing policies are reasonable.	6.30	5.72 / 1.26	0.58	6.16	4.77 / 1.68	1.39	0.95 ***
20. The business office is open during hours which are convenient for most students.	6.11	5.71 / 1.31	0.40	5.97	5.30 / 1.47	0.67	0.41 ***
27. The personnel involved in registration are helpful.	6.27	6.44 / 0.80	-0.17	6.23	5.48 / 1.46	0.75	0.96 ***
34. I am able to register for classes I need with few conflicts.	6.49	6.14 / 1.24	0.35	6.52	5.17 / 1.74	1.35	0.97 ***
50. Class change (drop/add) policies are reasonable.	6.04	6.12 / 1.12	-0.08	6.15	5.46 / 1.52	0.69	0.66 ***
<b>Safety and Security</b>	<b>6.11</b>	<b>5.75 / 0.96</b>	<b>0.36</b>	<b>6.22</b>	<b>5.07 / 1.30</b>	<b>1.15</b>	<b>0.68 ***</b>
🚩 7. The campus is safe and secure for all students.	6.57	6.01 / 1.31	0.56	6.45	5.74 / 1.40	0.71	0.27 **
21. The amount of student parking space on campus is adequate.	5.56	5.79 / 1.22	-0.23	5.99	4.03 / 2.08	1.96	1.76 ***
28. Parking lots are well-lighted and secure.	5.96	5.81 / 1.19	0.15	6.05	5.16 / 1.65	0.89	0.65 ***
36. Security staff respond quickly in emergencies.	6.33	5.38 / 1.44	0.95	6.37	5.31 / 1.60	1.06	0.07
<b>Concern for the Individual</b>	<b>6.48</b>	<b>6.33 / 0.77</b>	<b>0.15</b>	<b>6.23</b>	<b>5.40 / 1.19</b>	<b>0.83</b>	<b>0.93 ***</b>
★ 3. Faculty care about me as an individual.	6.53	6.52 / 0.75	0.01	6.26	5.55 / 1.39	0.71	0.97 ***
★ 14. My academic advisor is concerned about my success as an individual.	6.37	6.37 / 1.06	0.00	6.33	5.55 / 1.58	0.78	0.82 ***
★ 22. Counseling staff care about students as individuals.	6.48	6.46 / 0.90	0.02	6.10	5.32 / 1.50	0.78	1.14 ***

Scale / Item	Faith Baptist Bible College and Seminary - SSI			National Four-Year Privates			Difference
	Importance	Satisfaction / SD	Gap	Importance	Satisfaction / SD	Gap	
🚩 25. Faculty are fair and unbiased in their treatment of individual students.	6.54	6.05 / 1.28	0.49	6.39	5.38 / 1.51	1.01	0.67 ***
30. Residence hall staff are concerned about me as an individual.	6.29	6.09 / 1.14	0.20	5.82	5.09 / 1.66	0.73	1.00 ***
★ 59. This institution shows concern for students as individuals.	6.66	6.45 / 0.90	0.21	6.38	5.40 / 1.57	0.98	1.05 ***
<b>Service Excellence</b>	<b>6.20</b>	<b>6.15 / 0.73</b>	<b>0.05</b>	<b>6.09</b>	<b>5.29 / 1.12</b>	<b>0.80</b>	<b>0.86 ***</b>
★ 2. The campus staff are caring and helpful.	6.65	6.46 / 0.84	0.19	6.37	5.61 / 1.35	0.76	0.85 ***
13. Library staff are helpful and approachable.	5.83	6.15 / 1.13	-0.32	5.77	5.70 / 1.33	0.07	0.45 ***
15. The staff in the health services area are competent.	6.28	6.11 / 1.12	0.17	6.01	5.12 / 1.62	0.89	0.99 ***
★ 22. Counseling staff care about students as individuals.	6.48	6.46 / 0.90	0.02	6.10	5.32 / 1.50	0.78	1.14 ***
27. The personnel involved in registration are helpful.	6.27	6.44 / 0.80	-0.17	6.23	5.48 / 1.46	0.75	0.96 ***
57. I seldom get the "run-around" when seeking information on this campus.	6.07	5.91 / 1.13	0.16	6.14	4.91 / 1.76	1.23	1.00 ***
60. I generally know what's happening on campus.	6.06	6.07 / 1.17	-0.01	5.98	5.21 / 1.58	0.77	0.86 ***
71. Channels for expressing student complaints are readily available.	5.98	5.60 / 1.37	0.38	6.10	4.90 / 1.71	1.20	0.70 ***
<b>Responsiveness to Diverse Populations</b>		<b>5.88 / 1.02</b>			<b>5.34 / 1.40</b>		<b>0.54 ***</b>
84. Institution's commitment to part-time students?		6.02 / 1.02			5.29 / 1.50		0.73 ***
85. Institution's commitment to evening students?		5.23 / 1.66			5.30 / 1.52		-0.07
86. Institution's commitment to older, returning learners?		6.06 / 1.08			5.44 / 1.47		0.62 ***
87. Institution's commitment to under-represented populations?		5.93 / 1.13			5.35 / 1.50		0.58 ***
88. Institution's commitment to commuters?		5.94 / 1.23			5.15 / 1.65		0.79 ***
89. Institution's commitment to students with disabilities?		5.96 / 1.11			5.52 / 1.49		0.44 ***
<b>Campus Climate</b>	<b>6.37</b>	<b>6.10 / 0.79</b>	<b>0.27</b>	<b>6.23</b>	<b>5.39 / 1.13</b>	<b>0.84</b>	<b>0.71 ***</b>
1. Most students feel a sense of belonging here.	6.26	5.92 / 1.18	0.34	6.02	5.28 / 1.46	0.74	0.64 ***
★ 2. The campus staff are caring and helpful.	6.65	6.46 / 0.84	0.19	6.37	5.61 / 1.35	0.76	0.85 ***
★ 3. Faculty care about me as an individual.	6.53	6.52 / 0.75	0.01	6.26	5.55 / 1.39	0.71	0.97 ***
🚩 7. The campus is safe and secure for all students.	6.57	6.01 / 1.31	0.56	6.45	5.74 / 1.40	0.71	0.27 **
★ 10. Administrators are approachable to students.	6.34	6.30 / 0.86	0.04	6.06	5.38 / 1.42	0.68	0.92 ***
29. It is an enjoyable experience to be a student on this campus.	6.55	6.19 / 1.26	0.36	6.44	5.46 / 1.56	0.98	0.73 ***
37. I feel a sense of pride about my campus.	6.01	5.94 / 1.36	0.07	5.96	5.25 / 1.64	0.71	0.69 ***

Scale / Item	Faith Baptist Bible College and Seminary - SSI			National Four-Year Privates			Difference
	Importance	Satisfaction / SD	Gap	Importance	Satisfaction / SD	Gap	
41. There is a commitment to academic excellence on this campus.	6.45	6.08 / 1.11	0.37	6.38	5.58 / 1.42	0.80	0.50 ***
★ 45. Students are made to feel welcome on this campus.	6.60	6.38 / 0.96	0.22	6.35	5.63 / 1.44	0.72	0.75 ***
★ 51. This institution has a good reputation within the community.	6.64	6.25 / 1.22	0.39	6.25	5.59 / 1.52	0.66	0.66 ***
57. I seldom get the "run-around" when seeking information on this campus.	6.07	5.91 / 1.13	0.16	6.14	4.91 / 1.76	1.23	1.00 ***
★ 59. This institution shows concern for students as individuals.	6.66	6.45 / 0.90	0.21	6.38	5.40 / 1.57	0.98	1.05 ***
60. I generally know what's happening on campus.	6.06	6.07 / 1.17	-0.01	5.98	5.21 / 1.58	0.77	0.86 ***
62. There is a strong commitment to racial harmony on this campus.	6.15	6.15 / 1.16	0.00	6.07	5.59 / 1.45	0.48	0.56 ***
🚩 66. Tuition paid is a worthwhile investment.	6.60	5.88 / 1.33	0.72	6.48	4.95 / 1.74	1.53	0.93 ***
67. Freedom of expression is protected on campus.	6.14	5.66 / 1.56	0.48	6.27	5.48 / 1.54	0.79	0.18
71. Channels for expressing student complaints are readily available.	5.98	5.60 / 1.37	0.38	6.10	4.90 / 1.71	1.20	0.70 ***

National Group Means are based on 256206 records

\*Difference statistically significant at the .05 level

\*\*Difference statistically significant at the .01 level

\*\*\*Difference statistically significant at the .001 level

	Faith Baptist Bible College and Seminary - SSI	National Four-Year Privates	Difference
<b>Summary</b>			
<b>So far, how has your college experience met your expectations?</b>	<b>5.21</b>	<b>4.63</b>	<b>0.58 ***</b>
1=Much worse than expected	0%	2%	
2=Quite a bit worse than I expected	0%	2%	
3=Worse than I expected	4%	11%	
4=About what I expected	27%	31%	
5=Better than I expected	28%	24%	
6=Quite a bit better than I expected	17%	13%	
7=Much better than expected	21%	12%	
<b>Rate your overall satisfaction with your experience here thus far.</b>	<b>5.99</b>	<b>5.28</b>	<b>0.71 ***</b>
1=Not satisfied at all	0%	1%	
2=Not very satisfied	1%	4%	
3=Somewhat dissatisfied	3%	8%	
4=Neutral	5%	10%	
5=Somewhat satisfied	9%	17%	
6=Satisfied	37%	37%	
7=Very satisfied	41%	19%	
<b>All in all, if you had to do it over, would you enroll here again?</b>	<b>6.13</b>	<b>5.20</b>	<b>0.93 ***</b>
1=Definitely not	1%	4%	
2=Probably not	4%	7%	
3=Maybe not	3%	6%	
4=I don't know	3%	10%	
5=Maybe yes	5%	12%	
6=Probably yes	20%	26%	
7=Definitely yes	60%	30%	

Sort on each column to see data from highest to lowest.

This report provides a look at the percentage of responses that indicated an answer of 6 or 7 to the items in the survey: 6 is considered "important" or "satisfied" and 7 is considered "very important" or "very satisfied."

Item	Faith Baptist Bible College and Seminary - SSI			National Four-Year Privates			Difference
	Importance %	Satisfaction %	Gap	Importance %	Satisfaction %	Gap	
1. Most students feel a sense of belonging here.	84%	75%	9%	74%	52%	22%	23%
★ 2. The campus staff are caring and helpful.	95%	89%	6%	85%	63%	22%	26%
★ 3. Faculty care about me as an individual.	89%	92%	-3%	82%	60%	22%	32%
4. Admissions staff are knowledgeable.	90%	85%	5%	79%	57%	22%	28%
🚩 5. Financial aid counselors are helpful.	87%	66%	21%	81%	50%	31%	16%
★ 6. My academic advisor is approachable.	93%	88%	5%	86%	68%	18%	20%
🚩 7. The campus is safe and secure for all students.	93%	75%	18%	86%	68%	18%	7%
🚩 8. The content of the courses within my major is valuable.	97%	79%	18%	91%	66%	25%	13%
9. A variety of intramural activities are offered.	44%	49%	-5%	48%	45%	3%	4%
★ 10. Administrators are approachable to students.	84%	86%	-2%	74%	55%	19%	31%
11. Billing policies are reasonable.	85%	66%	19%	78%	39%	39%	27%
12. Financial aid awards are announced to students in time to be helpful in college planning.	87%	74%	13%	82%	49%	33%	25%
13. Library staff are helpful and approachable.	65%	81%	-16%	64%	64%	0%	17%
★ 14. My academic advisor is concerned about my success as an individual.	86%	86%	0%	84%	62%	22%	24%
15. The staff in the health services area are competent.	83%	80%	3%	73%	49%	24%	31%
🚩 16. The instruction in my major field is excellent.	94%	77%	17%	91%	65%	26%	12%
🚩 17. Adequate financial aid is available for most students.	91%	71%	20%	85%	46%	39%	25%
18. Library resources and services are adequate.	79%	73%	6%	76%	62%	14%	11%
19. My academic advisor helps me set goals to work toward.	61%	55%	6%	75%	51%	24%	4%
20. The business office is open during hours which are convenient for most students.	78%	67%	11%	71%	53%	18%	14%
21. The amount of student parking space on campus is adequate.	57%	71%	-14%	74%	31%	43%	40%
★ 22. Counseling staff care about students as individuals.	89%	87%	2%	76%	53%	23%	34%
23. Living conditions in the residence halls are comfortable (adequate space, lighting, heat, air, etc.)	86%	81%	5%	79%	41%	38%	40%
24. The intercollegiate athletic programs contribute to a strong sense of school spirit.	55%	66%	-11%	55%	35%	20%	31%
🚩 25. Faculty are fair and unbiased in their treatment of individual students.	95%	78%	17%	86%	57%	29%	21%

Item	Faith Baptist Bible College and Seminary - SSI			National Four-Year Privates			Difference
	Importance %	Satisfaction %	Gap	Importance %	Satisfaction %	Gap	
26. Computer labs are adequate and accessible.	77%	80%	-3%	81%	59%	22%	21%
27. The personnel involved in registration are helpful.	82%	89%	-7%	80%	59%	21%	30%
28. Parking lots are well-lighted and secure.	70%	67%	3%	75%	51%	24%	16%
29. It is an enjoyable experience to be a student on this campus.	91%	78%	13%	87%	59%	28%	19%
30. Residence hall staff are concerned about me as an individual.	82%	77%	5%	68%	48%	20%	29%
31. Males and females have equal opportunities to participate in intercollegiate athletics.	59%	77%	-18%	65%	60%	5%	17%
32. Tutoring services are readily available.	58%	66%	-8%	73%	62%	11%	4%
33. My academic advisor is knowledgeable about requirements in my major.	89%	81%	8%	89%	68%	21%	13%
34. I am able to register for classes I need with few conflicts.	92%	82%	10%	89%	53%	36%	29%
35. The assessment and course placement procedures are reasonable.	74%	73%	1%	81%	57%	24%	16%
36. Security staff respond quickly in emergencies.	83%	58%	25%	84%	55%	29%	3%
37. I feel a sense of pride about my campus.	73%	73%	0%	72%	53%	19%	20%
38. There is an adequate selection of food available in the cafeteria.	82%	46%	36%	76%	32%	44%	14%
🚩 39. I am able to experience intellectual growth here.	95%	80%	15%	88%	67%	21%	13%
40. Residence hall regulations are reasonable.	82%	66%	16%	72%	47%	25%	19%
41. There is a commitment to academic excellence on this campus.	89%	77%	12%	85%	62%	23%	15%
42. There are a sufficient number of weekend activities for students.	54%	67%	-13%	59%	38%	21%	29%
43. Admissions counselors respond to prospective students' unique needs and requests.	78%	80%	-2%	75%	54%	21%	26%
44. Academic support services adequately meet the needs of students.	81%	77%	4%	79%	56%	23%	21%
★ 45. Students are made to feel welcome on this campus.	95%	89%	6%	84%	63%	21%	26%
46. I can easily get involved in campus organizations.	72%	77%	-5%	71%	57%	14%	20%
47. Faculty provide timely feedback about student progress in a course.	85%	74%	11%	85%	51%	34%	23%
48. Admissions counselors accurately portray the campus in their recruiting practices.	85%	70%	15%	78%	51%	27%	19%
49. There are adequate services to help me decide upon a career.	77%	59%	18%	83%	54%	29%	5%
50. Class change (drop/add) policies are reasonable.	77%	82%	-5%	78%	60%	18%	22%
★ 51. This institution has a good reputation within the community.	94%	81%	13%	81%	63%	18%	18%
52. The student center is a comfortable place for students to spend their leisure time.	76%	83%	-7%	70%	51%	19%	32%
🚩 53. Faculty take into consideration student differences as they teach a course.	86%	66%	20%	80%	51%	29%	15%

Item	Faith Baptist Bible College and Seminary - SSI			National Four-Year Privates			Difference
	Importance %	Satisfaction %	Gap	Importance %	Satisfaction %	Gap	
54. Bookstore staff are helpful.	68%	86%	-18%	67%	60%	7%	26%
55. Major requirements are clear and reasonable.	89%	75%	14%	87%	64%	23%	11%
56. The student handbook provides helpful information about campus life.	85%	83%	2%	63%	51%	12%	32%
57. I seldom get the "run-around" when seeking information on this campus.	76%	71%	5%	78%	45%	33%	26%
🚩 58. The quality of instruction I receive in most of my classes is excellent.	96%	78%	18%	89%	62%	27%	16%
★ 59. This institution shows concern for students as individuals.	95%	89%	6%	85%	57%	28%	32%
60. I generally know what's happening on campus.	77%	78%	-1%	72%	51%	21%	27%
61. Adjunct faculty are competent as classroom instructors.	82%	79%	3%	80%	58%	22%	21%
62. There is a strong commitment to racial harmony on this campus.	81%	79%	2%	75%	62%	13%	17%
🚩 63. Student disciplinary procedures are fair.	89%	71%	18%	78%	55%	23%	16%
64. New student orientation services help students adjust to college.	83%	80%	3%	75%	55%	20%	25%
★ 65. Faculty are usually available after class and during office hours.	89%	84%	5%	84%	67%	17%	17%
🚩 66. Tuition paid is a worthwhile investment.	93%	73%	20%	88%	45%	43%	28%
67. Freedom of expression is protected on campus.	79%	68%	11%	81%	60%	21%	8%
★ 68. Nearly all of the faculty are knowledgeable in their field.	97%	91%	6%	90%	72%	18%	19%
🚩 69. There is a good variety of courses provided on this campus.	89%	61%	28%	87%	60%	27%	1%
70. Graduate teaching assistants are competent as classroom instructors.	57%	57%	0%	75%	54%	21%	3%
71. Channels for expressing student complaints are readily available.	74%	63%	11%	76%	44%	32%	19%
★ 72. On the whole, the campus is well-maintained.	89%	88%	1%	84%	68%	16%	20%
73. Student activities fees are put to good use.	75%	67%	8%	77%	40%	37%	27%
★ 74. Campus item 1	90%	90%	0%				
★ 75. Campus item 2	93%	94%	-1%				
🚩 76. Campus item 3	89%	65%	24%				
★ 77. Campus item 4	91%	84%	7%				
🚩 78. Campus item 5	89%	71%	18%				
79. Campus item 6	87%	81%	6%				
80. Campus item 7	92%	79%	13%				
🚩 81. Campus item 8	94%	70%	24%				
🚩 82. Campus item 9	95%	82%	13%				
★ 83. Campus item 10	94%	85%	9%				
84. Institution's commitment to part-time students?		80%			52%		28%



Item	Faith Baptist Bible College and Seminary - SSI			National Four-Year Privates			Difference
	Importance %	Satisfaction %	Gap	Importance %	Satisfaction %	Gap	
85. Institution's commitment to evening students?		54%			53%		1%
86. Institution's commitment to older, returning learners?		80%			57%		23%
87. Institution's commitment to under-represented populations?		74%			55%		19%
88. Institution's commitment to commuters?		77%			51%		26%
89. Institution's commitment to students with disabilities?		75%			60%		15%
90. Cost as factor in decision to enroll.	72%			77%			
91. Financial aid as factor in decision to enroll.	83%			81%			
92. Academic reputation as factor in decision to enroll.	73%			78%			
93. Size of institution as factor in decision to enroll.	33%			59%			
94. Opportunity to play sports as factor in decision to enroll.	32%			32%			
95. Recommendations from family/friends as factor in decision to enroll.	63%			46%			
96. Geographic setting as factor in decision to enroll.	31%			60%			
97. Campus appearance as factor in decision to enroll.	42%			60%			
98. Personalized attention prior to enrollment as factor in decision to enroll.	55%			66%			

National Group Means are based on 256206 records

\* Indicates the response option that was selected by the majority of survey participants.

### Gender

		N	%
*	Female	100	54.64%
	Male	83	45.36%
	Total	183	100%
	No Answer	8	

### Age

		N	%
*	18 and under	23	12.50%
	19 to 24	157	85.33%
	25 to 34	2	1.09%
	35 to 44	2	1.09%
	45 and over	0	0%
	Total	184	100%
	No Answer	7	

### Ethnicity/Race

		N	%
	African-American	1	0.54%
	American Indian or Alaskan Native	1	0.54%
	Asian or Pacific Islander	4	2.17%
*	Caucasian/White	165	89.67%
	Hispanic	1	0.54%
	Other race	2	1.09%
	Race - Prefer not to respond	10	5.43%
	Total	184	100%
	No Answer	7	

### Current Enrollment Status

		N	%
*	Day	183	100.00%
	Evening	0	0%

### Current Residence

		N	%
*	Residence hall	155	84.24%
	Fraternity / Sorority	0	0%
	Own house	1	0.54%
	Rent room or apt off campus	11	5.98%
	Parent's home	13	7.07%
	Other residence	4	2.17%
	Total	184	100%
	No Answer	7	

### Residence Classification

		N	%
	In-state	76	41.30%
*	Out-of-state	105	57.07%
	International (not U.S. citizen)	3	1.63%
	Total	184	100%
	No Answer	7	

### Disabilities

		N	%
*	Yes - Disability	10	5.43%
	No - Disability	174	94.57%
	Total	184	100%
	No Answer	7	

### Institution Was My

		N	%
*	1st choice	132	72.13%
	2nd choice	41	22.40%
	3rd choice or lower	10	5.46%
	Total	183	100%
	No Answer	8	

		N	%
	Weekend	0	0%
	Total	183	100%
	No Answer	8	

### Current Class Load

		N	%
*	Full-time	177	96.20%
	Part-time	7	3.80%
	Total	184	100%
	No Answer	7	

### Class Level

		N	%
	Freshman	61	33.15%
*	Sophomore	64	34.78%
	Junior	39	21.20%
	Senior	18	9.78%
	Special student	0	0%
	Graduate/Professional	0	0%
	Other class level	2	1.09%
	Total	184	100%
	No Answer	7	

### Current GPA

		N	%
	No credits earned	0	0%
	1.99 or below	2	1.10%
	2.0 - 2.49	18	9.94%
	2.5 - 2.99	35	19.34%
*	3.0 - 3.49	63	34.81%
*	3.5 or above	63	34.81%
	Total	181	100%
	No Answer	10	

### Institution Question

		N	%
	Campus item - Answer 1	1	33.33%
	Campus item - Answer 2	0	0%
*	Campus item - Answer 3	2	66.67%
	Campus item - Answer 4	0	0%
	Campus item - Answer 5	0	0%
	Campus item - Answer 6	0	0%
	Total	3	100%
	No Answer	188	

### Institution Question 2

		N	%
*	Campus item 2 - Answer 1	0	0%
*	Campus item 2 - Answer 2	0	0%
*	Campus item 2 - Answer 3	0	0%
*	Campus item 2 - Answer 4	0	0%
*	Campus item 2 - Answer 5	0	0%
*	Campus item 2 - Answer 6	0	0%
	Total	0	100%
	No Answer	191	

### Group Code

		N	%
	2100	26	13.90%
	2200	8	4.28%
	2300	11	5.88%
	3100	18	9.63%
	3200	6	3.21%
	4100	4	2.14%
	4200	15	8.02%
	5000	14	7.49%
	6100	8	4.28%
*	6200	38	20.32%